

A MET VBS ADVENTURE MANUAL

PLUG INTO GOD'S POWER



TEACHER

Electricity

Cale

DAY 1


DAY 2



POWER OVER...
 POWER POINT
 (BIBLE LESSON)
 POWER LINES
 (VERSES)
 BENNY'S
 BREAKER BOX
 CHARACTER TRAITS
 ART GALLERY
 (CRAFTS)
 ENERGY FIELD
 (GAMES)
 FILLING STATION
 (SNACKS)
 BELLA'S
 BRIGHT IDEAS

SPHERES	PEERS
God vs. Man Job 38-42	Grasshoppers vs. Giants Numbers 13-14
Jeremiah 51:15a	2 Samuel 22:33
Currents & Circuits	Pneumatic & Static Electricity
HONOR Showing respect	OPTIMISM Having a positive outlook
Spheres Spinning Spheres & City Spheres	Birds Bella Bluebird & Bella Puppet
Current Events	City Cleanup
Scrumptious Spheres Melon Balls, Popcorn Balls, & Cheese Balls	Canaan's Confections Grapes, Cheese, Grasshopper Legs, & Fig Newtons
I.D. Tag	Citizen Dress Up

ndar



DAY 3

DAY 4

DAY 5

TEARS



FEARS



YEARS



Joy vs. Sorrow Book of Nehemiah	Faith vs. Fear Hebrews 11	Life vs. Death John 20-21 & Matthew 26-28
Isaiah 40:29	2 Timothy 1:7	Philippians 3:10a
Magnets & Metals	Motors & Meters	Sockets & Switches
JOY Happiness inside that spills out	FAITH Acting confidently on what God says	HUMILITY Valuing others more than myself
Smiles Smile Stress Pillow & Smiling Flower Magnet	Cars Racing Roadsters & Taxi Cabs	Crosses Cross String Art & Cross Bird Feeder
Builders & Breakers	Traffic Jam	Wire Wars
Happy Hearts Smile Cookies & Strawberry Hearts	Travel Treats Fruit Cars & Rice Krispies Stoplights	Sweet Symbols Resurrection Tombs or Root Beer Floats
Build a City Building	Team Color	Drawing Power

“God Is My Strength and Power” 2 Samuel 22:33

however, due to circumstances, facilities, and timing, some items may change slightly.

TABLE OF CONTENTS

PROGRAM OVERVIEW	5	DAY 03 JOY vs. SORROW	29
Daily Themes	5	Introduction	30
A Day at VBS	6	Bible Lesson Review	30
Why This Program?	6	Application	33
Terms	7	Invitation	33
Schedule	8	DAY 04 FAITH vs. FEAR	34
A MET VBS	9	Introduction	35
PERSONAL PREPARATION	10	Bible Lesson Review	35
Get Ready	10	Application	37
Keys to Success	12	Invitation	37
Leading a Child to Christ	13	DAY 05 LIFE vs. DEATH	38
VBS Goals	14	Introduction	39
Substation Schedule	15	Bible Lesson Review	39
Teaching the Verses	15	Application	41
Team Cheers	16	Invitation	41
Character Traits	17		
Classroom Duties	18		
DAY 01 GOD vs. MAN	19	TEACHER MANUAL	
Introduction	20	© 2023 Merrill Ministries. All rights reserved.	
Bible Lesson Review	20	Not for resale.	
Application	23	For more information, contact Randy Merrill at	
Invitation	23	randy@merrillministries.com.	
DAY 02 GRASSHOPPERS vs. GIANTS	24	PROJECT COORDINATOR: Randy Merrill	
Introduction	25	WRITERS: Randy Merrill and Miranda Peets	
Bible Lesson Review	25	EDITORS: Tricia Merrill and Dave Peets	
Application	27	COVER AND INTERIOR DESIGN: Micah Merrill and	
Invitation	28	Malchijah Merrill	
		IMAGES AND GRAPHICS: Micah Merrill, Malchijah	
		Merrill, and Vecteezy.com	

PROGRAM OVERVIEW


Introducing this year's exciting VBS adventure:



...a power-packed VBS set in the early 1900's that will transport Citizens of all ages on an unforgettable journey!


DAILY THEMES

Discover God's great power over...



01. SPHERES

"Who's got power? God does!" Today, we'll travel through Job 38-42 as big concepts like the litho-, hydro-, bio-, and atmospheres are broken down into easy-to-grasp pieces. Our great God has power over all the earth!




02. PEERS

Everyone faces peer pressure, but Joshua and Caleb didn't let it stop them from trusting in God! The same God who parted the Red Sea is the same all-powerful God who can defeat the giants in your life!



03. TEARS

It's OK to cry when you're sad. When Nehemiah learned that his beloved city, Jerusalem, was in ruins, he wept. Today we'll see that even in times of sadness and sorrow, "the joy of the Lord is [our] strength!" (Neh. 8:10)



04. FEARS

Are you afraid of snakes? Spiders? Mice? With God's help, we can face our fears with faith! As we tour the great "Hall of Faith" in Hebrews 11, we find we don't have to be afraid because "God hath not given us the spirit of fear, but of power, and of love, and of a sound mind!" (2 Tim. 1:7)



05. YEARS

God existed before the beginning of time and His reign will last forever! The grave couldn't hold Him, because He alone has power over death! Jesus said, "I am he that liveth, and was dead; and behold I am alive forevermore!" (Rev. 1:18)






HE IS OUR GREAT,

all-powerful God!

SCHEDULE

This sample 2.5-hour schedule (6:00 start time) outlines the general progression of daily events at ELECTRICITY. Additional schedules for other time frames are located online.

VBS | 6:00-8:30 PM

TEAM	AGE(S)	CLASSROOM
 Yellow Cab	*0 - 3	Nursery (not included in VBS registration or events)
 Green Cab	4 - 5	_____
 Red Cab	6 - 7	_____
 Blue Cab	8 - 10	_____
 Orange Cab	11 - *13	_____

LOCATION	TIME	EVENT
_____	5:30	Registration opens
Auditorium	5:40	Positive Charge (All Cab Drivers meet with Mayor Merrill to receive instructions for the day.)
Auditorium	6:00	Power-Up Rally – (MET: songs, pledges, skits, contests, bible lessons/dramas, Hero Story)
Various Locations	6:50	City Circuit
Auditorium		Town Hall – (MET: songs, experiments, and quizzing)
_____		Energy Field – (Games)
_____		Art Gallery – (Crafts)
_____		Filling Station – (Snacks)
_____		Substation – (review lesson, teach verse[s] and team cheer, and develop relationships)
_____		(Adult Bible Study)
Auditorium	8:10	Power-Down Rally – (songs, awards, skits, contests, and theme song)
_____	8:30	Dismissal

★ City Celebration ★

The Day 5 schedule is modified slightly due to the City Celebration during the final Power-Down Rally.

*For churches that wish to include these ages.

PREPARE YOUR ROOM

Make your room exciting, thematic, and unforgettable! Take pictures of the existing set-up (for re-assembly at the end of the week). Change the bulletin boards. Rearrange chairs and tables. Create learning areas that are functional and fun. (See the Decorating Handbook for more information.)

PREPARE YOUR LESSON

Know your material. Collect props and teaching tools. Be pointed, punctual, and personal. Words may soon be forgotten but visual and personal illustrations will often be remembered for a lifetime.

Set goals you wish to accomplish this week and then strive to achieve them so Christ is glorified.

Every child in your class deserves to know the truth! Your job is to teach them how to discern right from wrong and instill in them a love for God's Word. Love them like Christ. Remember, God promises to bless those that seek after Him with their whole heart. (Psalm 119:2)

Who knows? Maybe someone in your class will...

- Be changed forever by the power of God.
- Lead countless people to Christ because you faithfully presented the gospel. (Such was the case of D. L. Moody because of his Sunday School teacher.)
- Say, "You were the one that impacted my life the most!"

PREPARE YOUR PATH

As much as possible, design creative traffic plans to get from one location to another. Do activities (quiet or noisy) that reinforce the theme and your teaching. If you have a plan, your students will follow. Make every moment count. Teachable moments happen all the time! Time is too valuable to waste!

NOTE: Your Assistants are responsible for keeping children organized in line, monitoring behavior, and taking children to the restroom.

PREPARE FOR EMERGENCIES

Check your church's safety procedures. Instruct your helpers what to do and where to go in case of storm, illness, or accidents.



LESSONS ARE GEARED TOWARD
THE MEDIAN AGE RANGE
OF CHILDREN IN VBS.
PLEASE TAILOR YOUR
TEACHING TO MEET THE NEEDS
OF OLDER OR YOUNGER
STUDENTS IN YOUR CLASS.

CLASSROOM DUTIES

Divide the assignments below among your assistants according to availability and expertise.

DELEGATE TO...

DAY 1 | Jeremiah 51:15a

DAY 2 | 2 Samuel 22:33

DAY 3 | Isaiah 40:29

DAY 4 | 2 Timothy 1:7

DAY 5 | Philippians 3:10a

Cab Driver

Cab Driver

DAY 01 | Honor

DAY 02 | Optimism

DAY 03 | Joy

DAY 04 | Faith

DAY 05 | Humility

Cab Driver

NOTES

RESPONSIBILITY

Decorate room.

Assemble materials: props, writing utensils, etc.

Put up the verse poster for each day.

Teach the memory verse.

Review the Bible lesson and direct the reinforcement activity.

Put up the character trait poster for each day.

Choose a Citizen who demonstrates the daily character trait.

Student: _____

Student: _____

Student: _____

Student: _____

Student: _____

Give a gospel invitation.

Review the Parent Letter and Bella's Bright Ideas for the next day.

Teach the team cheer.

Pass out any papers.

Electric City
LET THE REWARDS BEGIN!

WHO'S GOT POWER?
God is the source of all power! From the moment your child enters the electrifying world of ElectricCity, the excitement is non-stop! Besides meeting biblical characters like Crazy Sparks and General Electric, we'll discover more about God's amazing power over spheres, peeps, tears, fears and yeast!
Your child will love singing lively songs, seeing dramatized Bible stories, playing energetic games, making crafts, eating delicious snacks, and more! A true life story about a man who created incredible electrical inventions will inspire your child to work hard and use their God-given imagination to the fullest!

GET PLUGGED IN!
Look for your child to bring home an activity card each day with information about their adventures at ElectricCity. Please take a moment to review and sign the card. Send it back with your child the next day so they can earn 1,000 points!

REWARDS AND AWARDS
Your child will earn points toward daily and end-of-the-week prizes. Please make sure your child registers each day so their hard work is rewarded. Here are ways your child can earn points:

Attendance	1,000 pts.
Bible	1,000 pts.
Tourist Attraction (bring a visitor)	2,000 pts./person
ID Tag	1,000 pts.
Parent Love Voucher*	1,000 pts./parent
Bella's Bright Ideas Project	1,000 pts.
Signed Activity Card	1,000 pts.
VBIS Guest**	2,000/one time

*Vouchers are printed on the back of your child's name tag.
**T-shirts are available for \$12/each. Additional ElectricCity items are available at the Merrill Team's resource table.

YOU'RE INVITED!
ElectricCity has something for everyone! Please join us for the opening theme (Up/Baby) each day to see what your child is learning. After the rally, I'll be leading a Bible study for adults; refreshments will follow. Come plug into God's power with us!

Rebecca Merrill

For photos and updates, find us on social media @MerrillEngagedTeam.
All gifts and prizes are given until supplies are used up or until inventory expires. Not for sale.

= GOD vs. MAN =



DAY 01

BIBLE PASSAGE

Job 38-42

BIG IDEA

God has power over spheres. This includes the lithosphere (rocks, Earth's crust), hydrosphere (water), atmosphere (vapor), and the biosphere (living things).

We, like Job, don't know it all. As Creator, God has power over all things.

MEMORY VERSE

JEREMIAH 51:15A | He hath made the earth by His power.

CHARACTER TRAIT

HONOR | Showing respect

LESSON OVERVIEW

NOTE | Spoken text is black. Informational text is orange.

Introduction

- Don't Drop the Sphere Activity

Bible Lesson Review

- VERSE | Jeremiah 51:15a
- PART 01 | The Spheres
- REINFORCEMENT ACTIVITY | Basketsphere
- PART 02 | Job vs. God
- CHARACTER TRAIT | Honor

Application

Invitation

MATERIALS

- Bible
- Globe beach ball (Intro & Basketsphere)
- Large, laundry-style basket big enough for the beach ball to fit inside (Intro & Basketsphere)
- Chair (to set the basket on) (Intro & Basketsphere)
- OLDER CLASSES | 10 large rocks with the reference and a word of the verse written on each rock
- Picture of the Grand Canyon rock layers (Lithosphere)
- Pinwheel (Atmosphere)
- Glass of water (Hydrosphere)
- Large plant or toy animal (Biosphere)
- Tape or electric cord to mark the line children stand behind (Basketsphere)
- OPTIONAL | Small prizes (Or, keep a tally of Watts and Volts points to give to the MET to add to the scoreboard.) (Basketsphere)

PREPARATION

- Gather necessary materials.
- Print pictures.



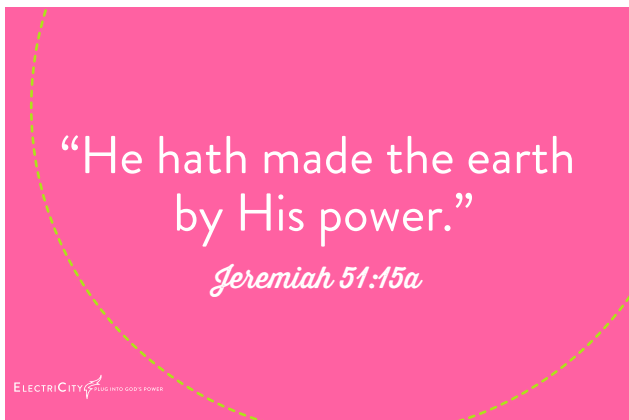
THERE IS NO IN-CLASS
STUDENT WORKSHEET.
STUDENTS WILL
RECEIVE A TAKE-HOME
PAGE EACH DAY.

INTRODUCTION

Today in the Power-Up Rally, we learned that God has power over the spheres! Can you name some of them? **Take answers: Earth, planets, litho, hydro, atmo, bio, etc.** Excellent! There are spheres all around us and we live on a sphere. What is it called? **Take answers: Earth, the world.** That's right! **Pick up globe beach ball.**

God is so powerful; He keeps all the spheres in order and never "drops the ball!" **Show globe beach ball.** Speaking of dropping the ball, let's see if you can keep this sphere from hitting the floor! **Toss the ball up over the students and let them stand and play a game of Keep Up for a minute. Seat students at the end of the game.** Wow! You did an awesome job, but it isn't as easy as it looks, is it?

BIBLE LESSON REVIEW



VERSE | JEREMIAH 51:15A

From spheres as big as planets and stars in the universe, to tiny particles of vapor in the atmosphere, God made all things by His power! In fact, our verse for today, Jeremiah 51:15a, teaches us that very thing!

Let's practice Jeremiah 51:15a together! **Teach the verse using one of the suggestions on page 16, or (for older classes) consider writing the verse reference and words on large rocks and placing them in a basket. The children can take turns pulling rocks out of the basket and putting them in the correct order.**

Great work, Citizens!

THE SPHERES

GREEN CLASS NOTE | For this section, you may just want to review the 4 spheres by holding up the representative items (rock, pinwheel, cup of water, plant or animal toy) and giving examples of how God demonstrated His power over each sphere without going into detail.

Earlier, we found out that God has power over the earth's four spheres. Let's see if we can 1) remember what each sphere represents, and 2) discover how God demonstrated His power over it!

LITHOSPHERE | Our first sphere is the lithosphere. Do you remember what "litho" means? **Answer: rocky crust.** Yes! **Hold up a rock.** Rocky crust!

FUN FACT

Citizens, did you know you can earn 1,000 points at registration by saying your verse? This helps you and our team earn prizes! And, more importantly, you'll plug into God's power by hiding His Word in your heart.

Long ago, the earth looked much different than it does today. You see, because the people did not obey God, the Bible tells us the earth was covered in a world-wide flood! (Sometimes we call it Noah's flood because Noah obeyed God and built a big boat called an "ark." We'll learn more about Noah and his ark on another day!)

The lithosphere is made up of rocky plates that float on the earth's mantle, which is kind of like hot lava. Genesis



7:11 tells us that, during the flood, the fountains of the great deep were broken up! The plates in the lithosphere moved and buckled. This is how many of the mountain ranges we see today were formed! For instance, geologists (people that study the earth) believe that the Appalachian Mountains (show picture, if possible) were formed when Africa's plate slammed into North America's plate. Use your arms and hands to demonstrate the making of a mountain by aiming the tips of your fingers at each other and pointing them upward when they meet to form a peak. You can also see the bends in the rock layers when you look at the Grand Canyon! Show picture. Isn't God's power incredible!?

ATMOSPHERE | Our next sphere means "vapor" or "air"? Can you guess which sphere it is? Answer: atmosphere.

Correct! The atmosphere is the layer of gasses that protects the earth. Just like you need a blanket to keep you warm, God knew that we needed the atmosphere to keep us from freezing at night or burning up from the heat of the sun during the day.

The lowest layer of the atmosphere is where almost all weather events occur. People that study patterns in the weather or changes in the atmosphere are called meteorologists. Have you ever watched a meteorologist on TV and heard them say (use an official-sounding voice), "Partly cloudy today with a 30% chance of rain." or, "70% chance of thunderstorms."? They have to say "chance" because they don't really know for sure what is going to happen or when. But God is the one that controls the weather! Every weather prediction He makes will happen 100% of the time!

In 1 Kings 17, God's prophet, Elijah, told wicked King Ahab there would be no rain for 3 years! And guess what!? It didn't rain until God said for it to rain 3 years later! Read (or have a student read) 1 Kings 18:1 from the Bible.

Mark 4 tells us of another time God showed his power over the atmosphere. God's Son, Jesus, and his disciples (the men that followed him) were in a boat and a "great storm of wind" came up suddenly. The disciples were afraid because of the storm, but do you know what Jesus was doing? Answer: sleeping. Sleeping! That's right! He wasn't afraid of the storm at all! Do you think you would be sleeping if you were in a boat during a storm? I probably wouldn't be! The disciples woke Jesus up because they thought they were going to die! Let's read verses 39-41 to find out what happens. Read (or have a student read) Mark 4:39-41. Wow! What an amazing display of power!

HYDROSPHERE | Speaking of waves, that reminds me of our next sphere! Can you guess what it is? The _____! Answer: hydrosphere. Correct! Hydro means _____.

Answer: water. Where do we find water here on earth? Take answers: lakes, rivers, seas, oceans, springs, etc. Yes, water is all around us! The Bible records many times God showed his power over the hydrosphere. Can you think of an example? Take answers or summarize/read some of the following passages: Noah's Flood—Genesis 7:6-20 & 8:1-3, Parting the Red Sea (atmo- and hydrospheres)—Exodus 14:13-23 & 14:26-29, Parting the Jordan River—Joshua 3:7-17, and Jesus walking on water—Matthew 14:22-33.

God's power over this mighty force of nature is incredible!

BIOSPHERE | Nature is full of wonderful things to see! That brings us to our next sphere—the biosphere! Raise your hand if you can name something in the biosphere. **Take answers: people, plants, trees, animals, etc.** Excellent! Yes, living things make up the biosphere!

Genesis 2:7 says **(read from Bible or have a student read)**, "And the Lord God formed man of the dust of the ground, and breathed into his nostrils the breath of life; and man became a living soul." This man's name was Adam, and God gave him a wife named Eve. All people are descendants of (or come from) Adam and Eve! That means you are a part of the wonderful biosphere God created! Just like He has a special purpose for each animal and plant, He has a special purpose for you and He loves you very much!

REINFORCEMENT ACTIVITY

BASKETSPHERE | **Pick up globe beach ball, toss it in the air, and catch it.** Now, let's play some "Basketsphere" and see how much you remember about the spheres! **See Basketsphere box.**

JOB VS. GOD

Job thought he knew it all (Job 38:5, 18, 21, 33; 39:1), but after God asked him over 60 questions and showed him all these spheres, Job repented and came to the conclusion that only God knows everything and can do everything. Instead of acting and speaking like a "know-it-all," Job decided it was best to put his hand over his mouth and repent of his prideful attitude.



CHARACTER TRAIT | HONOR

Job learned a lesson in honoring the Lord. Remember "honor" means "showing respect". Each day this week we will be looking for someone to honor who demonstrates the daily character trait.

Basketsphere

ADVANCE PREP

See materials list and prep info on page 20.

INSTRUCTIONS

Raise your hand to answer the question. If you answer correctly, you will earn 1,000 points for your team **(or a small prize)** and get the opportunity to earn an extra 1,000 points for your team by getting the ball inside the basket!

QUESTIONS:

1. Finish our verse: Jeremiah 51:15, "He hath made the earth by His _____."
Answer: power.
2. Which sphere means, "rocky crust"?
Answer: lithosphere.
3. Give an example of how God showed his power over the atmosphere.
Answers include: stopping the rain for 3 years and Jesus stilling the storm.
4. Who was the first man God created?
Answer: Adam.
5. Hydro means _____.
Answer: water.

APPLICATION

TALKING POINT 01

THINK & DISCUSS | How can you show respect to the people and spheres God created? Give examples: be kind to others, don't litter, be respectful of other people's property, don't be destructive to nature, etc.

ACTION STEP | Commit to showing honor to others and other people's things.

TALKING POINT 02

THINK & DISCUSS | Have you, like Job, had a disrespectful "know-it-all" attitude toward God or someone else?

ACTION STEP | Is there someone you need to apologize to for having a disrespectful attitude?

TALKING POINT 03

THINK & DISCUSS | God created the world and everything in it, including you, for a very special purpose. What is something you like about yourself?

ACTION STEP | Have you thanked God for creating you? If not, this is a great time to do it!

USE THESE TALKING POINTS TO LEAD STUDENTS TO A POINT OF DECISION.



INVITATION

God is all-powerful and created this world and everything in it, including the spheres and you, for His glory! (**Revelation 4:11**) It was a perfect creation. There wasn't any sin—that means people didn't do bad things—and there wasn't any death. But when Adam and Eve, the first people God created, chose to disobey God, sin entered the world and so did death. (**Romans 5:12**) Did that mean that God was not in control? No! God gave man a choice, and man chose to disobey. The Bible tells us in Romans 5:19 (**read from Bible**), "for as by one man's disobedience many were made sinners..." Because we all come from Adam, all people are sinners. That includes you and me! As sinners, we deserve to die. We don't deserve God's forgiveness, but God loves us so much that He sent His Son, Jesus, to save us from our sin!

Jesus came to Earth and lived a perfect life, but wicked men convinced the leaders to kill Him. Jesus paid the price for our sins by dying on a cross, one of the most horrible ways to die, but He did it because He loves us. Through the power of God, Jesus rose again! God wants all of us to be saved so we can live forever with Him! All we have to do is believe in Jesus and accept His free gift of salvation. If you would like to talk with us about how you can accept Jesus as your Savior, please talk with us!

Close in prayer. (Call to action ideas: salvation, gratitude for God's power, committing to show honor, etc.)

God holds the whole world in His hands! That reminds me of a song! Stand and let's sing it together! Sing, "He's Got the Whole World In His Hands."